

International Large Cap Value Fund

Benchmark

MSCI ACWI Ex USA Value NR USD

Investment Objective & Strategy

This fund seeks long-term capital growth by investing in two underlying strategies that invest predominantly in international equity markets.

The fund invests 50% in the Artisan International Value mutual fund (APHKX) and 50% in the Acadian All Country World ex US Value collective investment trust.

Operations and Management

Fund Inception Date	12-31-98
Expense Ratio	0.79%
Portfolio Manager(s)	Management Team
Management Company	Artisan Partners Funds Inc Acadian Asset Management LLC

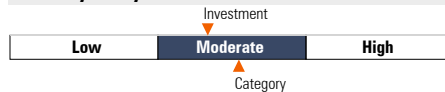
Benchmark Description: MSCI ACWI Ex USA Value NR USD

The index measures the performance of the large and mid cap segments of developed markets, excluding the US & Canada equity securities. It is free float-adjusted market-capitalization weighted.

Category Description: Large Value

Large-value portfolios invest primarily in big U.S. companies that are less expensive or growing more slowly than other large-cap stocks. Stocks in the top 70% of the capitalization of the U.S. equity market are defined as large cap. Value is defined based on low valuations (low price ratios and high dividend yields) and slow growth (low growth rates for earnings, sales, book value, and cash flow).

Volatility Analysis



In the past, this investment has shown a relatively moderate range of price fluctuations relative to other investments. This investment may experience larger or smaller price declines or price increases depending on market conditions. Some of this risk may be offset by owning other investments with different portfolio makeups or investment strategies.

Performance


	QTD	YTD	1 Year	3 Year	5 Year	10 Year	Since Inception
Fund Return %	5.74	5.74	17.98	7.59	8.62	4.66	5.74
Benchmark Return %	3.40	3.40	15.34	4.58	5.36	3.20	—
Category Average %	8.83	8.83	20.70	8.87	10.89	9.09	6.67
# of Funds in Category	1,241	1,241	1,204	1,118	1,058	816	—

Calendar Year Total Returns	2024	2023	2022	2021	2020	2019	2018	2017	2016	2015
Total Return %	5.74	18.82	-7.88	13.83	5.40	20.10	-18.61	27.18	0.43	-2.97
Benchmark Return %	3.40	17.30	-8.59	10.46	-0.77	15.71	-13.97	22.66	8.92	-10.06
Category Average %	8.83	11.63	-5.90	26.22	2.91	25.04	-8.53	15.94	14.81	-4.05
# of Funds in Category	1241	1217	1229	1207	1200	1209	1244	1260	1268	1378

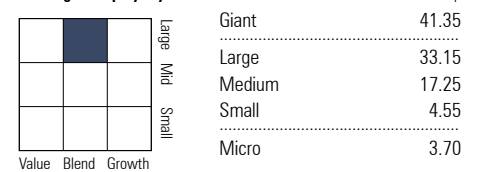
Performance Disclosure: The performance data quoted represents past performance and does not guarantee future results. The investment return and principal value of an investment will fluctuate; thus an investor's shares, when redeemed, may be worth more or less than their original cost. Returns prior to 2/1/21 are of the former International Equity Fund (Causeway International Value Instl. Fund). Current Month performance may be higher or lower than return data quoted herein. For more current information including month-end performance, please visit Oxy.voya.com or call the Oxy Retirement Service Center at 1-844-OXY-401K (1-844-699-4015). Please refer to the performance section of the disclosure page for more information.

Portfolio Analysis as of 03-31-24

Composition as of 03-31-24



Morningstar Equity Style Box™ as of 03-31-24



Top 10 Holdings as of 03-31-24

Top 10 Holdings	% Assets
BLACKROCK T-FUND - INST SHARES FUND	5.87
30 01-25-99	
UBS Group AG	2.61
Arch Capital Group Ltd	2.37
ABB Ltd	2.32
Samsung Electronics Co Ltd	2.28
HCL Technologies Ltd	2.20
Danone SA	2.12
Holcim Ltd	2.11
Novartis AG Registered Shares	1.95
Unilever PLC	1.95
Total Number of Stock Holdings	598
Total Number of Bond Holdings	1
Annual Turnover Ratio %	—
Total Fund Assets (\$mil)	58.39

Morningstar Equity Sectors as of 03-31-24

Morningstar Equity Sectors	% Fund	S&P 500 %
Cyclical	40.30	27.61
Basic Materials	5.65	2.15
Consumer Cyclical	13.57	10.50
Financial Services	20.64	12.68
Real Estate	0.44	2.28
Sensitive	45.31	51.80
Communication Services	3.16	8.95
Energy	9.29	3.95
Industrials	13.70	8.32
Technology	19.16	30.58
Defensive	14.38	20.58
Consumer Defensive	5.40	5.93
Healthcare	7.79	12.45
Utilities	1.19	2.20

Principal Risks as of 03-31-24

Currency, Emerging Markets, Foreign Securities, Long-Term Outlook and Projections, Loss of Money, Not FDIC Insured, Country or Region, Capitalization, Quantitative Investing, Value Investing, Active Management, Issuer, Interest Rate, Market/Market Volatility, Convertible Securities, Depositary Receipts, Equity Securities, Other, Preferred Stocks, Pricing, Fixed-Income Securities, Regulation/Government Intervention, Suitability, Shareholder Activity, China Region, Management, Portfolio Diversification, Tax Risk, Small Cap, Mid-Cap, Large Cap, Cash Transactions, Market Trading

Important Disclosures

When used as supplemental sales literature, the Investment Profile must be preceded or accompanied by the fund's current prospectus as well as this disclosure statement. The performance data given represents past performance and should not be considered indicative of future results. Principal value and investment return will fluctuate, so that an investor's shares when redeemed may be worth more or less than the original investment. Fund portfolio statistics change over time. The fund is not FDIC-insured, may lose value and is not guaranteed by a bank or other financial institution.

Performance

Total return reflects performance without adjusting for sales charges or the effects of taxation, but is adjusted to reflect all actual ongoing fund expenses and assumes reinvestment of dividends and capital gains. If adjusted, sales charges would reduce the performance quoted.

Standardized Total Return is total return adjusted for sales charges. The sales charge adjusted for may not necessarily be consistent with the prospectus.

The fund's performance is compared with that of an index. The index is an unmanaged portfolio of specified securities and the index does not reflect any initial or ongoing expenses. A fund's portfolio may differ significantly from the securities in the index.

Expense Ratio

This is the percentage of fund assets paid for operating expenses and management fees. The expense ratio typically includes the following types of fees: accounting, administrator, advisor, auditor, board of directors, custodial, distribution (12b-1), legal, organizational, professional, registration, shareholder reporting, sub-advisor, and transfer agency. The expense ratio does not reflect the fund's brokerage costs or any investor sales charges. In contrast to the net expense ratio, the gross expense ratio does not reflect any fee waivers in effect during the time period.

Morningstar Style Box™

The Morningstar Style Box™ reveals a fund's investment strategy as of the date noted on this report.

For equity funds, the vertical axis shows the market capitalization of the long stocks owned, and the horizontal axis shows the investment style (value, blend, or growth.) A darkened cell in the style box matrix indicates the weighted average style of the portfolio.

For portfolios holding fixed-income investments, a Fixed Income Style Box is calculated. The vertical axis shows the credit quality based on credit ratings and the horizontal axis shows interest-rate sensitivity as measured by effective duration. There are three credit categories - "High", "Medium", and "Low"; and there are three interest rate sensitivity categories - "Limited", "Moderate", and "Extensive"; resulting in nine possible combinations. As in the Equity Style Box, the combination of credit and interest rate sensitivity for a portfolio is represented by a darkened square in the matrix. Morningstar uses credit rating information from credit rating agencies (CRAs) that have been designated Nationally Recognized Statistical Rating Organizations (NRSROs) by the Securities and Exchange Commission (SEC) in the United States. For a list of all NRSROs, please visit <https://www.sec.gov/occr/current-nrsros.html>. Additionally, Morningstar will use credit ratings from CRAs which have been recognized by foreign regulatory institutions that are deemed the equivalent of the NRSRO designation. To determine the rating applicable to a holding and the

subsequent holding weighted value of a portfolio two methods may be employed. First is a common methodology approach where if a case exists such that two CRAs have rated a holding, the lower rating of the two should be applied; if three or more CRAs have rated a holding, the median rating should be applied; and in cases where there are more than two ratings and a median rating cannot be determined, the lower of the two middle ratings should be applied. Alternatively, if there is more than one rating available an average can be calculated from all and applied.

Please Note: Morningstar, Inc. is not an NRSRO nor does it issue a credit rating on the fund. Credit ratings for any security held in a portfolio can change over time.

Morningstar uses the credit rating information to calculate a weighted-average credit quality value for the portfolio. This value is based only upon those holdings which are considered to be classified as "fixed income", such a government, corporate, or securitized issues. Other types of holdings such as equities and many, though not all, types of derivatives are excluded. The weighted-average credit quality value is represented by a rating symbol which corresponds to the long-term rating symbol schemas employed by most CRAs. Note that this value is not explicitly published but instead serves as an input in the Style Box calculation. This symbol is then used to map to a Style Box credit quality category of "low," "medium," or "high". Funds with a "low" credit quality category are those whose weighted-average credit quality is determined to be equivalent to the commonly used High Yield classification, meaning a rating below "BBB", portfolios assigned to the "high" credit category have either a "AAA" or "AA+" average credit quality value, while "medium" are those with an average rating of "AA-" inclusive to "BBB-". It is expected and intended that the majority of portfolios will be assigned a credit category of "medium".

For assignment to an interest-rate sensitivity category, Morningstar uses the average effective duration of the portfolio. From this value there are three distinct methodologies employed to determine assignment to category. Portfolio which are assigned to Morningstar municipal-bond categories employ static breakpoints between categories. These breakpoints are: "Limited" equal to 4.5 years or less, "Moderate" equal to 4.5 years to less than 7 years; and "Extensive" equal to more than 7 years. For portfolios assigned to Morningstar categories other than U.S. Taxable, including all domiciled outside the United States, static duration breakpoints are also used: "Limited" equals less than or equal to 3.5 years, "Moderate" equals greater than 3.5 years but less than or equal to 6 years, and "Extensive" is assigned to portfolios with effective durations of more than 6 years.

Note: Interest-rate sensitivity for non-U.S. domiciled portfolios (excluding those in Morningstar convertible categories) may be assigned using average modified duration when average effective duration is not available.

For portfolios Morningstar classifies as U.S. Taxable Fixed-Income, interest-rate sensitivity category assignment is based on the effective duration of the Morningstar Core Bond Index (MCBI). The classification assignment is dynamically determined relative to the benchmark index value. A "Limited" category will be assigned to portfolios whose average effective duration is between 25% to 75% of MCBI average effective duration, where the average effective duration is between 75% to 125% of the MCBI the portfolio will be classified as "Moderate", and those portfolios with an average effective duration value 125% or greater of the average effective duration of the MCBI will be classified as

"Extensive".

Additional Fund Information

Collective Trusts and Separate Accounts

Collective Trusts and Separate Accounts are professionally managed investment options designed to offer cost effective investments to large investors. The collective Trusts referred to above are overseen by banking regulators and the Separate Accounts referred to above are overseen by the SEC. These vehicles are subject to oversight by the US Department of Labor in accordance with the Employee Retirement Income Security Act (ERISA). Collective Trusts and Separate Accounts are not required to have a prospectus.

Investment Risk:

Currency

Investments in securities traded in foreign currencies or more directly in foreign currencies are subject to the risk that the foreign currency will decline in value relative to the U.S. dollar, which may reduce the value of the portfolio. Investments in currency hedging positions are subject to the risk that the value of the U.S. dollar will decline relative to the currency being hedged, which may result in a loss of money on the investment as well as the position designed to act as a hedge. Cross-currency hedging strategies and active currency positions may increase currency risk because actual currency exposure may be substantially different from that suggested by the portfolio's holdings.

Emerging Markets

Investments in emerging- and frontier-markets securities may be subject to greater market, credit, currency, liquidity, legal, political, and other risks compared with assets invested in developed foreign countries.

Foreign Securities

Investments in foreign securities may be subject to increased volatility as the value of these securities can change more rapidly and extremely than can the value of U.S. securities. Foreign securities are subject to increased issuer risk because foreign issuers may not experience the same degree of regulation as U.S. issuers do and are held to different reporting, accounting, and auditing standards. In addition, foreign securities are subject to increased costs because there are generally higher commission rates on transactions, transfer taxes, higher custodial costs, and the potential for foreign tax charges on dividend and interest payments. Many foreign markets are relatively small, and securities issued in less-developed countries face the risks of nationalization, expropriation or confiscatory taxation, and adverse changes in investment or exchange control regulations, including suspension of the ability to transfer currency from a country. Economic, political, social, or diplomatic developments can also negatively impact performance.

Long-Term Outlook and Projections

The investment is intended to be held for a substantial period of time, and investors should tolerate fluctuations in their investment's value.

Important Disclosures

Loss of Money

Because the investment's market value may fluctuate up and down, an investor may lose money, including part of the principal, when he or she buys or sells the investment.

Not FDIC Insured

The investment is not a deposit or obligation of, or guaranteed or endorsed by, any bank and is not insured by the Federal Deposit Insurance Corporation, the Federal Reserve Board, or any other U.S. governmental agency.

Country or Region

Investments in securities from a particular country or region may be subject to the risk of adverse social, political, regulatory, or economic events occurring in that country or region. Country- or region-specific risks also include the risk that adverse securities markets or exchange rates may impact the value of securities from those areas.

Capitalization

Concentrating assets in stocks of one or more capitalizations (small, mid, or large) may be subject to both the specific risks of those capitalizations as well as increased volatility because stocks of specific capitalizations tend to go through cycles of beating or lagging the market as a whole.

Quantitative Investing

Holdings selected by quantitative analysis may perform differently from the market as a whole based on the factors used in the analysis, the weighting of each factor, and how the factors have changed over time.

Value Investing

Value securities may be subject to the risk that these securities cannot overcome the adverse factors the advisor believes are responsible for their low price or that the market may not recognize their fundamental value as the advisor predicted. Value securities are not expected to experience significant earnings growth and may underperform growth stocks in certain markets.

Active Management

The investment is actively managed and subject to the risk that the advisor's usage of investment techniques and risk analyses to make investment decisions fails to perform as expected, which may cause the portfolio to lose value or underperform investments with similar objectives and strategies or the market in general.

Issuer

A stake in any individual security is subject to the risk that the issuer of that security performs poorly, resulting in a decline in the security's value. Issuer-related declines may be caused by poor management decisions, competitive pressures, technological breakthroughs, reliance on suppliers, labor problems or shortages, corporate restructurings, fraudulent disclosures, or other factors. Additionally, certain issuers may be more sensitive to adverse issuer, political, regulatory, market, or economic developments.

Interest Rate

Most securities are subject to the risk that changes in interest rates will reduce their market value.

Market/Market Volatility

The market value of the portfolio's securities may fall rapidly or unpredictably because of changing economic, political, or market conditions, which may reduce the value of the portfolio.

Convertible Securities

Investments in convertible securities may be subject to increased interest-rate risks, rising in value as interest rates decline and falling in value when interest rates rise, in addition to their market value depending on the performance of the common stock of the issuer. Convertible securities, which are typically unrated or rated lower than other debt obligations, are secondary to debt obligations in order of priority during a liquidation in the event the issuer defaults.

Depository Receipts

Investments in depository receipts generally reflect the risks of the securities they represent, although they may be subject to increased liquidity risk and higher expenses and may not pass through voting and other shareholder rights. Depository receipts cannot be directly exchanged for the securities they represent and may trade at either a discount or premium to those securities.

Equity Securities

The value of equity securities, which include common, preferred, and convertible preferred stocks, will fluctuate based on changes in their issuers' financial conditions, as well as overall market and economic conditions, and can decline in the event of deteriorating issuer, market, or economic conditions.

Other

The investment's performance may be impacted by its concentration in a certain type of security, adherence to a particular investing strategy, or a unique aspect of its structure and costs.

Preferred Stocks

Investments in preferred stocks may be subject to the risks of deferred distribution payments, involuntary redemptions, subordination to debt instruments, a lack of liquidity compared with common stocks, limited voting rights, and sensitivity to interest-rate changes.

Pricing

Some investments may not have a market observed price; therefore, values for these assets may be determined through a subjective valuation methodology. Fair values determined by a subjective methodology may differ from the actual value realized upon sale. Valuation methodologies may also be used to calculate a daily net asset value.

Fixed-Income Securities

The value of fixed-income or debt securities may be susceptible to general movements in the bond market and are subject to interest-rate and credit risk.

Regulation/Government Intervention

The business of the issuer of an underlying security may be adversely impacted by new regulation or government intervention, impacting the price of the security. Direct government ownership of distressed assets in times of economic instability may subject the portfolio's holdings to increased price volatility and liquidity risk.

Suitability

Investors are expected to select investments whose investment strategies are consistent with their financial goals and risk tolerance.

Shareholder Activity

Frequent purchases or redemptions by one or multiple investors may harm other shareholders by interfering with the efficient management of the portfolio, increasing brokerage and administrative costs and potentially diluting the value of shares. Additionally, shareholder purchase and redemption activity may have an impact on the per-share net income and realized capital gains distribution amounts, if any, potentially increasing or reducing the tax burden on the shareholders who receive those distributions.

China Region

Investing in the China region, including Hong Kong, the People's Republic of China, and Taiwan, may be subject to greater volatility because of the social, regulatory, and political risks of that region, as well as the Chinese government's significant level of control over China's economy and currency. A disruption of relations between China and its neighbors or trading partners could severely impact China's export-based economy.

Management

Performance is subject to the risk that the advisor's asset allocation and investment strategies do not perform as expected, which may cause the portfolio to underperform its benchmark, other investments with similar objectives, or the market in general. The investment is subject to the risk of loss of income and capital invested, and the advisor does not guarantee its value, performance, or any particular rate of return.

Portfolio Diversification

Investments that concentrate their assets in a relatively small number of issuers, or in the securities of issuers in a particular market, industry, sector, country, or asset class, may be subject to greater risk of loss than is a more widely diversified investment.

Tax Risk

Investors may be liable to pay state and federal taxes on income and capital gains distributions paid out by the investment.

Small Cap

Concentrating assets in small-capitalization stocks may subject the portfolio to the risk that those stocks underperform other capitalizations or the market as a whole. Smaller, less-seasoned companies may be subject to increased liquidity risk compared with mid- and large-cap companies and may experience greater price volatility than do those securities because of limited product lines, management experience, market share, or financial resources, among other factors.

Mid-Cap

Concentrating assets in mid-capitalization stocks may subject the portfolio to the risk that those stocks underperform other capitalizations or the market as a whole. Mid-cap companies may be subject to increased liquidity risk compared with large-cap companies and may experience greater price

Important Disclosures

volatility than do those securities because of more-limited product lines or financial resources, among other factors.

Large Cap

Concentrating assets in large-capitalization stocks may subject the portfolio to the risk that those stocks underperform other capitalizations or the market as a whole. Large-cap companies may be unable to respond as quickly as small- and mid-cap companies can to new competitive pressures and may lack the growth potential of those securities. Historically, large-cap companies do not recover as quickly as smaller companies do from market declines.

Cash Transactions

Redemptions of exchange-traded fund shares for cash, rather than in-kind securities, may require the portfolio to sell securities. This may increase shareholder tax liability, potentially through capital gain distributions.

Market Trading

Because shares of the investment are traded on the secondary market, investors are subject to the risks that shares may trade at a premium or discount to net asset value. There is no guarantee that an active trading market for these shares will be maintained.